Supplementary file for " Morphology Control of Metal Pool and Eutectic Carbides in Electroslag Remelted M2 HSS with an External Axial Static Magnetic Field "

Xuhui Zhao 1,2, Zhonghao Sun 1,2, Zhibin Xia 1,2, Chunmei Liu 1,2, Zhe Shen 1,2, Biao Ding 1,2, Tianxiang Zheng 1,2, Yifeng Guo1,2 *, Qiang Li 1,2 *, Yunbo Zhong 1,2 *

1 State Key Laboratory of Advanced Special Steel, Shanghai University, Shanghai, P.R. China, 86

2 School of Materials Science and Engineering, Shanghai University, Shanghai, , P.R. China, 86

*Corresponding author: Yifeng Guo., E-mail address: yfguo@shu.edu.cn

Qiang Li., E-mail address: liqiangshu@shu.edu.cn

Yunbo Zhong., E-mail address: yunboz@staff.shu.edu.cn

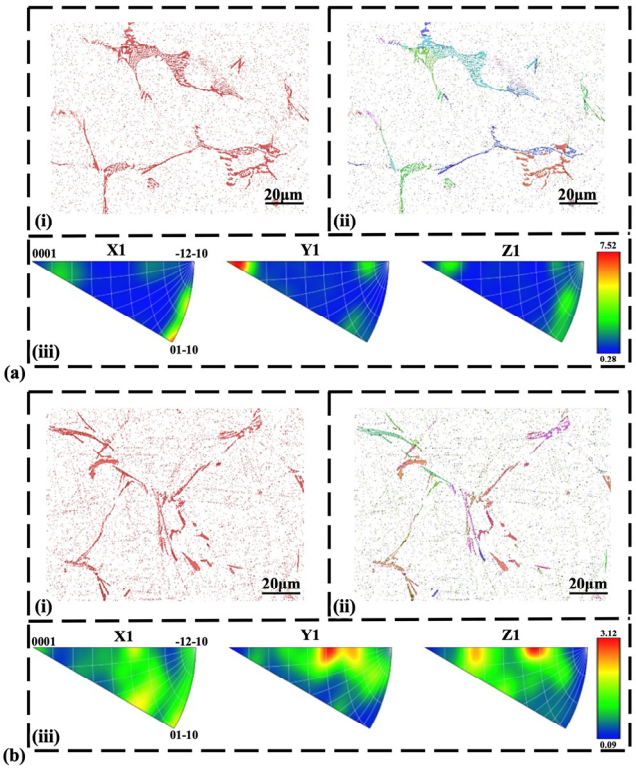

Supplementary Fig. S1. EBSD phase distribution and the orientation of eutectic M_2C carbides, (a) 500A without ASMF, (b) 500A with ASMF, respectively.

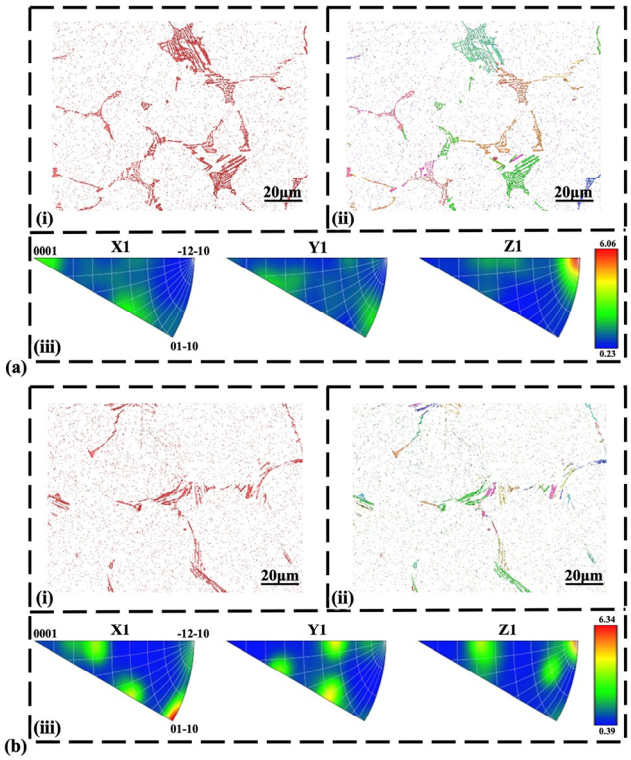

Supplementary Fig. S2. EBSD phase distribution and the orientation of eutectic M_2C carbides, (a) 700A without ASMF, (b) 700A with ASMF, respectively.

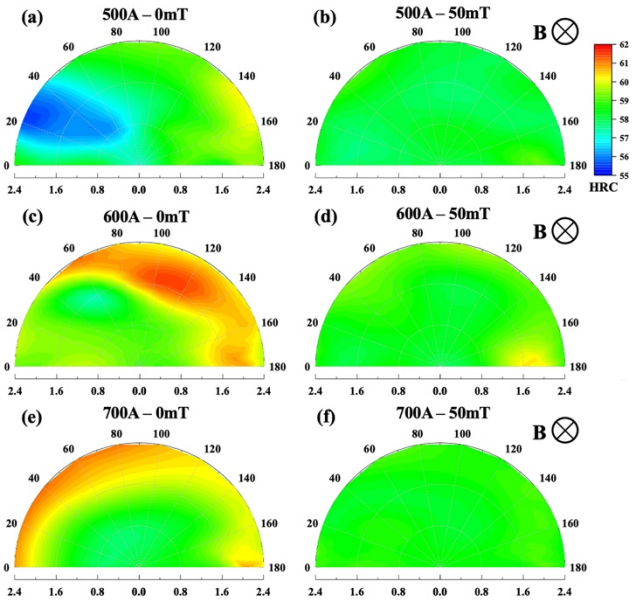

Supplementary Fig. S3. Hardness (HRC) distribution on CS of the ESR ingot (M2 HSS) under different experimental conditions in this study, (a) 500A without ASMF, (b) 500A with ASMF, (c) 600A without ASMF, (d) 600A with ASMF, (e) 700A without ASMF, (f) 700A with ASMF, respectively.

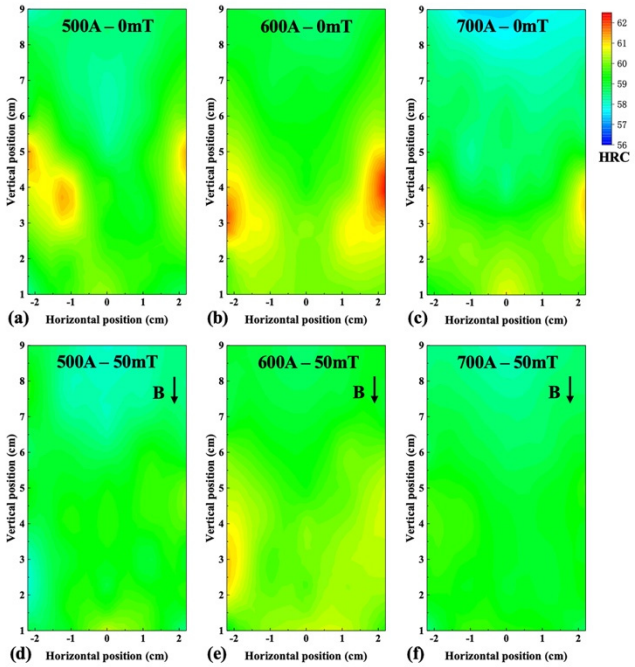

Supplementary Fig. S4. Hardness (HRC) distribution on LS of the ESR ingot (M2 HSS) under different experimental conditions in this study, (a) 500A without ASMF, (b) 600A without ASMF, (c) 700A without ASMF, (d) 500A with ASMF, (e) 600A with ASMF, (f) 700A with ASMF, respectively.

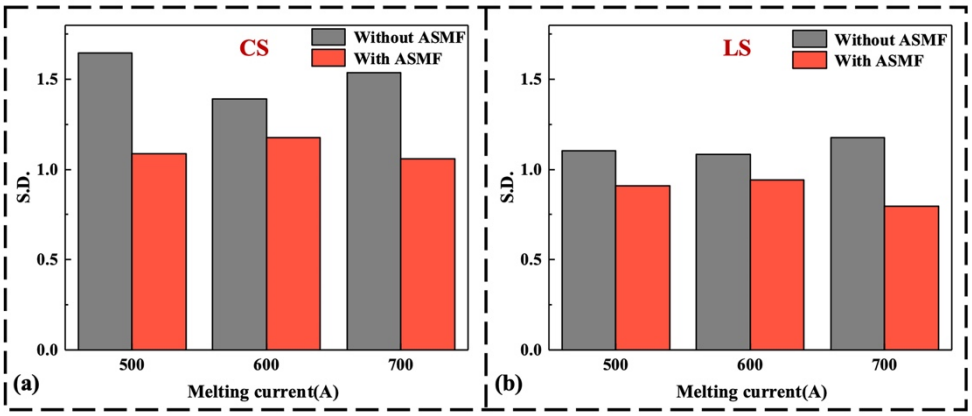

Supplementary Fig. S5. Standard deviations (S. D.) of the hardness value (HRC) of the ESR ingot (M2 HSS) under different experimental conditions in this study, (a) on CS, (b) on LS, respectively.